


Model IPA1000D(L) Series Data Plus Amplifiers With Active Return

Product Features

- Uninterrupted VoIP Service
- 1-Passive VoIP / Cable Modem Data Port
- Select 1, 4, or 8 Amplified RF Outputs
- Active Reverse
- Optional Local Power Port (L)
- Unique True Flex Housing



IPA1044D-RSVF




IPA1008DL-RSVF

| Parameter | Units | Condition | Model | | |
|-----------------------|--------|--------------------------|--|------------------|------------------|
| | | | IPA1111DL-RSVF | IPA1044D(L)-RSVF | IPA1008D(L)-RSVF |
| Forward | | | One Port | Four Port | Eight Port |
| Frequency Range | MHz | | 54 MHz to 1002 MHz | | |
| Gain | dB | 54 MHz | 11.0±0.5 | 3.5±0.6 | 0.0±0.7 |
| | dB | 1002 MHz | 11.0±0.5 | 3.5±0.6 | 0.0±0.7 |
| Slope | dB | 54-1002 MHz | <0.5 | <1.0 | <1.5 |
| Flatness | dB p-p | 54-1002 MHz | <0.5 | <1.0 | <1.0 |
| Return Loss (Output) | dB | 54-1002 MHz | >20 | | |
| Return Loss (Input) | dB | 54-1002 MHz | >20 | | |
| Isolation | dB | 54-860 MHz | N/A | >22 | |
| | dB | 860-1002 MHz | N/A | >22 | |
| Channel Loading | | 54-1002 MHz | 77 NTSC analog + 38, 64 QAM digital @ -6dB to analog | | |
| Rated Input Level | dBmV | Flat | 10 dBmV | | |
| CTN | -dBc | 10 dBmV in | >60 | | |
| CTB | -dBc | 10 dBmV in | >85 | | |
| CSO | -dBc | 10 dBmV in | >70 | | |
| XMOD | -dBc | 10 dBmV in | >75 | | |
| SCTE Rated Output | dBmV | 70, 60, 65 dBc | 24 | 21 | 18 |
| HUM Modulation | -dBc | 54-1002 MHz | >80 | | |
| Noise Figure | dB | Input | <8 | | |
| Group Delay | ns | ch. 2-4 (-3.58 MHz span) | <20 | | |
| | ns | ch. 5 (-3.58 MHz span) | <5 | | |
| RF Port-to-Power Port | dB | 5-1002 MHz | >60 | | |
| Reverse | | | | | |
| Frequency Range | MHz | | 5 MHz to 42 MHz | | |
| Gain | dB | 5-42 MHz | 11.0±0.5 | 3.5±0.5 | 0.0±0.5 |
| Flatness | dB p-p | 5-42 MHz | <1.0 | | |
| Return Loss | dB | 5-15 MHz | > 18 | | |
| | dB | IN 15-40 MHz | > 25 | | |
| | dB | OUT 15-40 MHz | > 25 | | |
| | dB | 40-42 MHz | > 18 | | |
| Isolation | dB | 5-15 MHz | N/A | >25 | |
| | dB | 15-40 MHz | N/A | >25 | |
| | dB | 40-42 MHz | N/A | >25 | |
| DSO @ 6 or 32 MHz | -dBc | 55 dBmV @ 13&19 MHz | <55* | | |
| DTO @ 7 or 25 MHz | -dBc | 55 dBmV @ 13&19 MHz | <65* | | |
| SCTE Rated Output | dBmV | 55 -dBc | 53 | | |
| Noise Figure | dB | Output | <6 | <13 | <17 |
| Group Delay | ns | 5-6.5 MHz 1.5 MHz span | <20 | | |
| | ns | 6.5-40 MHz 1.5 MHz span | <10 | | |
| | ns | 40-42 MHz 2.0 MHz span | <30 | | |

Specifications Are Subject To Change Without Notice © 2005-2008 Extreme Broadband Engineering LLC. All rights reserved. Extreme Broadband Engineering is a registered trademark. Infinity Premise™ is a trade of Extreme Broadband Engineering. Infinity Premise Passive Data Port Amplifiers are Patent Pending.

Model IPA1000D(L) Series Data Plus Amplifiers With Active Return




| Parameter | Units | Condition | Model | | |
|-----------------------------|---------|-------------|-----------------------------|------------------|------------------|
| | | | IPA1111DL-RSVF | IPA1044D(L)-RSVF | IPA1008D(L)-RSVF |
| Passive Data Port | | | One Port | Four Port | Eight Port |
| Frequency Range | MHz | | 5 MHz to 1002 MHz | | |
| Flatness | dB p-p | 5-1002 MHz | <0.5 | | |
| Insertion Loss | dB | 5-1002 MHz | -3.8±0.5 | | |
| Return Loss | dB | 5-1002 MHz | >20 | | |
| Other | | | | | |
| Surge Withstand (All Ports) | | IEEE C62.41 | 6kV A3 ring | | |
| | | IEEE C62.41 | 6kV B3 combo | | |
| EMI | dB | 5-1525 MHz | >130 | | |
| Dimensions | in (mm) | Length | 5.40 (137.2) | | |
| | in (mm) | Width | 2.82 (71.6) | | |
| | in (mm) | Depth | 1.35 (34.3) | | |
| DC Current Consumption | ma | 12-15VDC | 280 | | |
| AC Power Consumption | VA | 120 VAC in | 7.8 | | |
| Environmental | | | | | |
| Temperature | F (C) | | -40° to + 140° (-40 to +60) | | |
| Water proof | psi | | 15 | | |

Specifications Are Subject To Change Without Notice © 2005-2008 Extreme Broadband Engineering LLC. All rights reserved. Extreme Broadband Engineering is a registered trademark. Infinity Premise™ is a trade of Extreme Broadband Engineering. Infinity Premise Passive Data Port Amplifiers are Patent Pending.

Model IPA1000D(L) Series Data Plus Amplifiers With Passive Return

Product Features



- Uninterrupted VoIP Service
- 1-Passive VoIP / Cable Modem Data Port
- Select 1, 4, or 8 Amplified RF Outputs
- Active Reverse
- Optional Local Power Port (L)
- Unique True Flex Housing



| Parameter | Units | Condition | Model | | |
|-----------------------|--------|--------------------------|--|----------------|----------------|
| | | | IPA1111DL-VF | IPA1044D(L)-VF | IPA1008D(L)-VF |
| Forward | | | One Port | Four Port | Eight Port |
| Frequency Range | MHz | | 54 MHz to 1002 MHz | | |
| Gain | dB | 54 MHz | 11.0±0.5 | 3.5±0.6 | 0.0±0.7 |
| | | 1002 MHz | 11.0±0.5 | 3.5±0.6 | 0.0±0.7 |
| Slope | dB | 54-1002 MHz | <0.5 | <1.0 | <1.5 |
| Flatness | dB p-p | 54-1002 MHz | <0.5 | <1.0 | <1.0 |
| Return Loss (Output) | dB | 54-1002 MHz | >20 | | |
| Return Loss (Input) | dB | 54-1002 MHz | >20 | | |
| Isolation | dB | 54-860 MHz | N/A | >22 | |
| | | 860-1002 MHz | N/A | >22 | |
| Channel Loading | | 54-1002 MHz | 77 NTSC analog + 38, 64 QAM digital @ -6dB to analog | | |
| Rated Input Level | dBmV | Flat | 10 dBmV | | |
| CTN | -dBc | 10 dBmV in | >60 | | |
| CTB | -dBc | 10 dBmV in | >85 | | |
| CSO | -dBc | 10 dBmV in | >70 | | |
| XMOD | -dBc | 10 dBmV in | >75 | | |
| SCTE Rated Output | dBmV | 70, 60, 65 dBc | 24 | 21 | 18 |
| HUM Modulation | -dBc | 54-1002 MHz | >80 | | |
| Noise Figure | dB | Input | <8 | | |
| | | Group Delay | | | |
| Group Delay | ns | ch. 2-4 (-3.58 MHz span) | <20 | | |
| | | ch. 5 (-3.58 MHz span) | <5 | | |
| RF Port-to-Power Port | dB | 5-1002 MHz | >60 | | |
| Reverse | | | | | |
| Frequency Range | MHz | | 5 MHz to 42 MHz | | |
| Gain | dB | 5-42 MHz | -3.5±0.5 | -11.0±0.5 | -15.0±0.5 |
| Flatness | dB p-p | 5-42 MHz | <1.0 | | |
| Return Loss | dB | 5-15 MHz | > 18 | | |
| | | IN 15-40 MHz | > 25 | | |
| | | OUT 15-40 MHz | > 25 | | |
| | | 40-42 MHz | > 18 | | |
| Isolation | dB | 5-15 MHz | N/A | >25 | |
| | | 15-40 MHz | N/A | >25 | |
| | | 40-42 MHz | N/A | >25 | |
| DSO @ 6 or 32 MHz | -dBc | 55 dBmV @ 13&19 MHz | N/A | | |
| DTO @ 7 or 25 MHz | -dBc | 55 dBmV @ 13&19 MHz | N/A | | |
| SCTE Rated Output | dBmV | 55 -dBc | N/A | | |
| Noise Figure | dB | Output | N/A | | |
| Group Delay | ns | 5-6.5 MHz 1.5 MHz span | <20 | | |
| | | 6.5-40 MHz 1.5 MHz span | <10 | | |
| | | 40-42 MHz 2.0 MHz span | <30 | | |

Specifications Are Subject To Change Without Notice © 2005-2008 Extreme Broadband Engineering LLC. All rights reserved. Extreme Broadband Engineering is a registered trademark. Infinity Premise™ is a trade of Extreme Broadband Engineering. Infinity Premise Passive Data Port Amplifiers are Patent Pending.

Model IPA1000D(L) Series Data Plus Amplifiers With Passive Return

| | | | |
|--|---|--|---|
| <p>Input Port Located In Upper Left For Easy Access When Mounted. The White Port Color Makes For Easy Identification</p> |  | <p>Vertical True Flex Mounting Tabs Enable Vertical, Horizontal Or Quick Mounting When Used With Quick Mount Rails</p> |  |
|--|---|--|---|

| Parameter | Units | Condition | Model | | |
|-----------------------------|---------|-------------|-----------------------------|----------------|----------------|
| | | | IPA1111DL-VF | IPA1044D(L)-VF | IPA1008D(L)-VF |
| Passive Data Port | | | One Port | Four Port | Eight Port |
| Frequency Range | MHz | | 5 MHz to 1002 MHz | | |
| Flatness | dB p-p | 5-1002 MHz | <0.5 | | |
| Insertion Loss | dB | 5-1002 MHz | -3.8±0.5 | | |
| Return Loss | dB | 5-1002 MHz | >20 | | |
| Other | | | | | |
| Surge Withstand (All Ports) | | IEEE C62.41 | 6kV A3 ring | | |
| | | IEEE C62.41 | 6kV B3 combo | | |
| EMI | dB | 5-1525 MHz | >130 | | |
| Dimensions | in (mm) | Length | 3.40(86.4) | 5.40 (137.2) | |
| | in (mm) | Width | 2.82 (71.6) | | |
| | in (mm) | Depth | 1.35 (34.3) | | |
| DC Current Consumption | ma | 12-15VDC | 150 | | |
| AC Power Consumption | VA | 120 VAC in | 5.4 | | |
| Environmental | | | | | |
| Temperature | F (C) | | -40° to + 140° (-40 to +60) | | |
| Water proof | psi | | 15 | | |

Specifications Are Subject To Change Without Notice © 2005-2008 Extreme Broadband Engineering LLC. All rights reserved. Extreme Broadband Engineering is a registered trademark. Infinity Premise™ is a trade of Extreme Broadband Engineering. Infinity Premise Passive Data Port Amplifiers are Patent Pending.